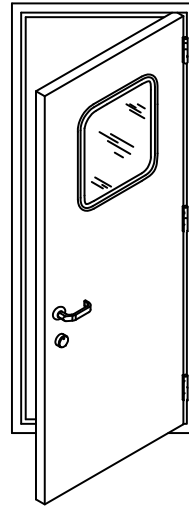
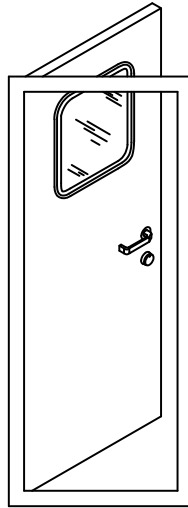


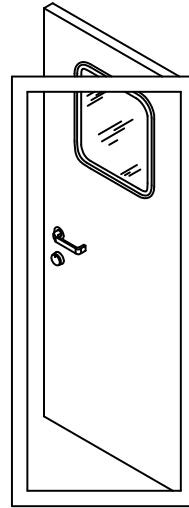
LEFT HAND REVERSE
(L.H.R.)




RIGHT HAND REVERSE
(R.H.R.)



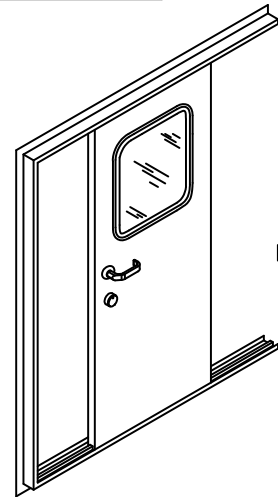
LEFT HAND
(L.H.)



RIGHT HAND
(R.H.)



LEFT HAND
SLIDE



RIGHT HAND
SLIDE

GENERAL NOTES:
1) DOOR HANDAGE IS DETERMINED FROM THE EXTERIOR OR KEY SIDE OF DOOR.
2) HANDAGE ON A DOUBLE DOOR IS DETERMINED BY THE HAND OF THE ACTIVE DOOR PANEL.



TITLE:
HANGING OF
DOORS

MODEL NO. PCM-5013-H

REV

SCALE: NONE SHEET: 1 OF: 1